



Caledonian

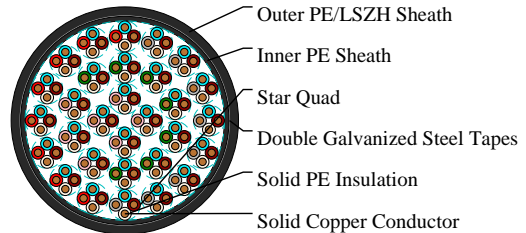
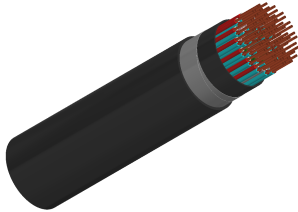
Railway Cables

www.caledonian-cables.com

marketing@caledonian-cables.com

SW-CLT Switching Centre Cables

RS/SW-CLT-2Y2YB2Y-30Q2.2



APPLICATIONS

The cables are used as block cables for railway. The cables are suitable for connection between local switching centre and the trackside and signalling equipments.

STANDARDS

CFF: I-EB-SK 3001.82.1000

CABLE CONSTRUCTION

Conductors: Class 1 solid copper.

Insulation: Solid polyethylene.

Cabling Element: Four conductors are twisted together to form a quad.

Inner Sheath: PE sheath.

Armour: Double galvanized steel tapes of 0.15mm.

Outer Sheath: PE/LSZH sheath.

Optionally:

Unarmoured Cable: The cables offered without galvanized steel tapes (SW).

Traction Armoured Cable: The cables offered with galvanized steel flat wire armour with or without protection sheath (SW-F/FT).

Halogenfree Sheathed Cable: The cables offered with LSZH sheath according to IEC 60332-3C (SW-CLN/FN).

PHYSICAL AND THERMAL PROPERTIES

Minimum Bending Radius: 10xOD

Temperature Range: -30°C to +60°C (during operation); -10°C +60°C (during installation)

Electrical Properties

Electrical Characteristics at 20°C:

Nominal Conductor Diameter: 2.2 mm

Maximum Conductor Resistance (DC): 10 Ω/km

Minimum Insulation Resistance @500 V DC(3mins): 10000 MΩ.km

Maximum Mutual Capacitance @800Hz: 60 nF/km



Caledonian

Railway Cables

www.caledonian-cables.com

marketing@caledonian-cables.com

Maximum Capacitance Unbalance:

In quad:400 pF/km

Between quads:400 pF/km

Real-ground:400 pF/km

Operating Voltage AC/DC:500/800 V

DIMENSION AND PARAMETERS

No. of Quad	Conductor Diameter	Nominal Diameter over Insulation	Nominal Inner Sheath Thickness	Nominal Outer Sheath Thickness	Nom. Overall Diameter	Approx. Weight
	mm	mm	mm	mm	mm	kg/km
30	2.2	3.8	1.3	2.5	64.4	6580



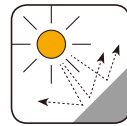
Anti Induction



Buried in Ground




Laid In Ducts



UV Resistant



Water Resistant



Zero Halogen
IEC 60754-1 EN 5057-2-1
NF C20-454